

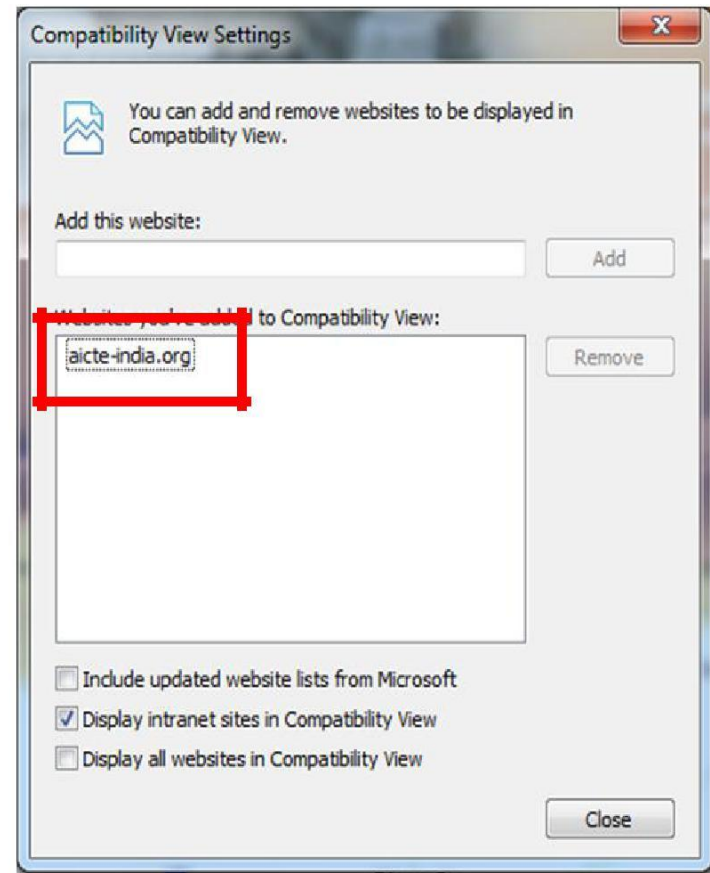
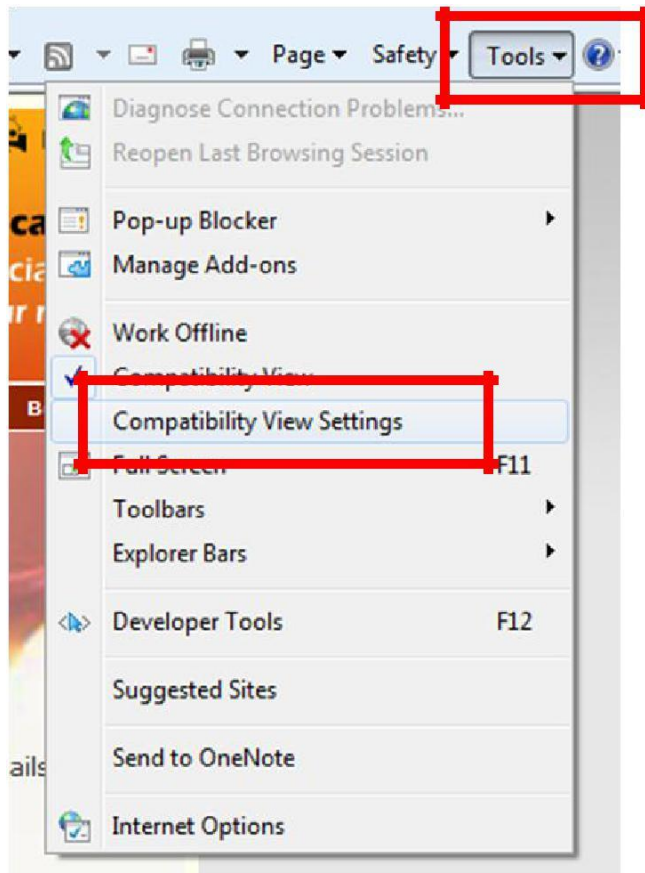
Site Requirements

1. Desktop/PC Platform Requirements: MICROSOFT WINDOWS (XP/VISTA/7/8)
2. Microsoft internet Explorer (version 8 and below)
3. Other Software Requirements: Install JAVA (<https://www.java.com/en/download/>) , ADOBE FLASH PLAYER

(<http://get.adobe.com/flashplayer/>) Browser (Internet Explorer only) Settings

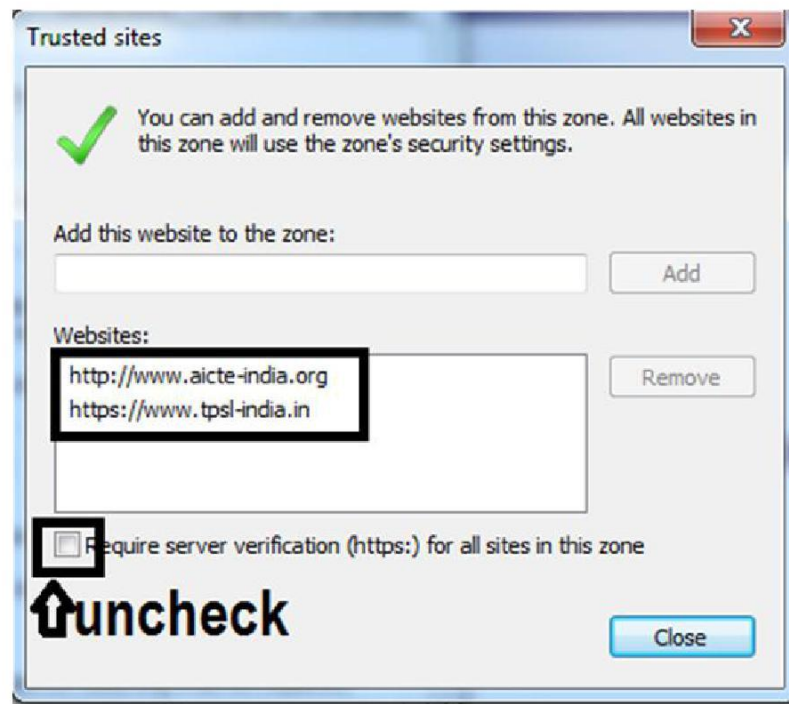
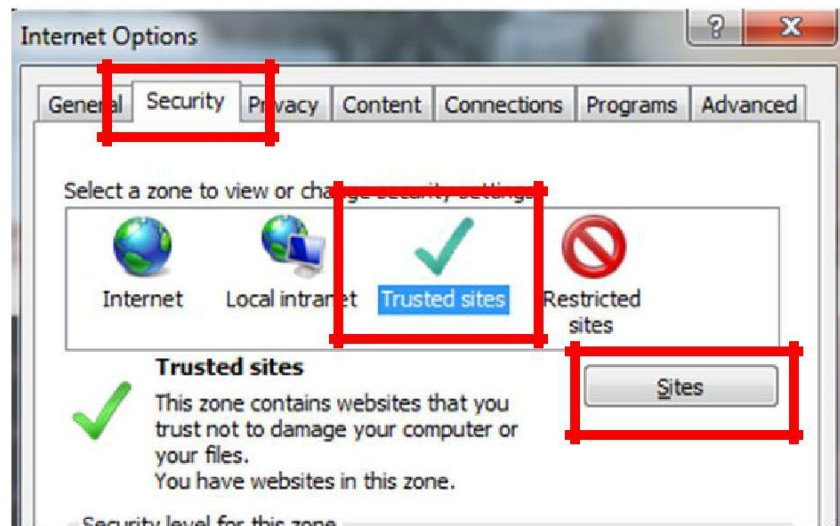
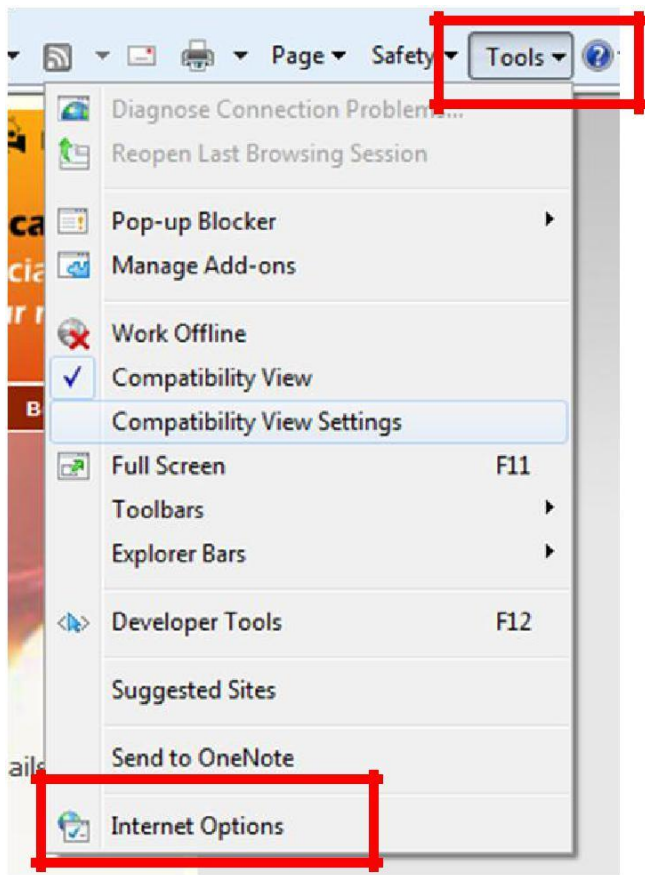
Click Tools>click Internet options>click Advanced>Click Reset

1. Add www.aicte-india.org to compatibility view settings
Click Tools>click Compatibility view settings>Type www.aicte-india.org> click ADD

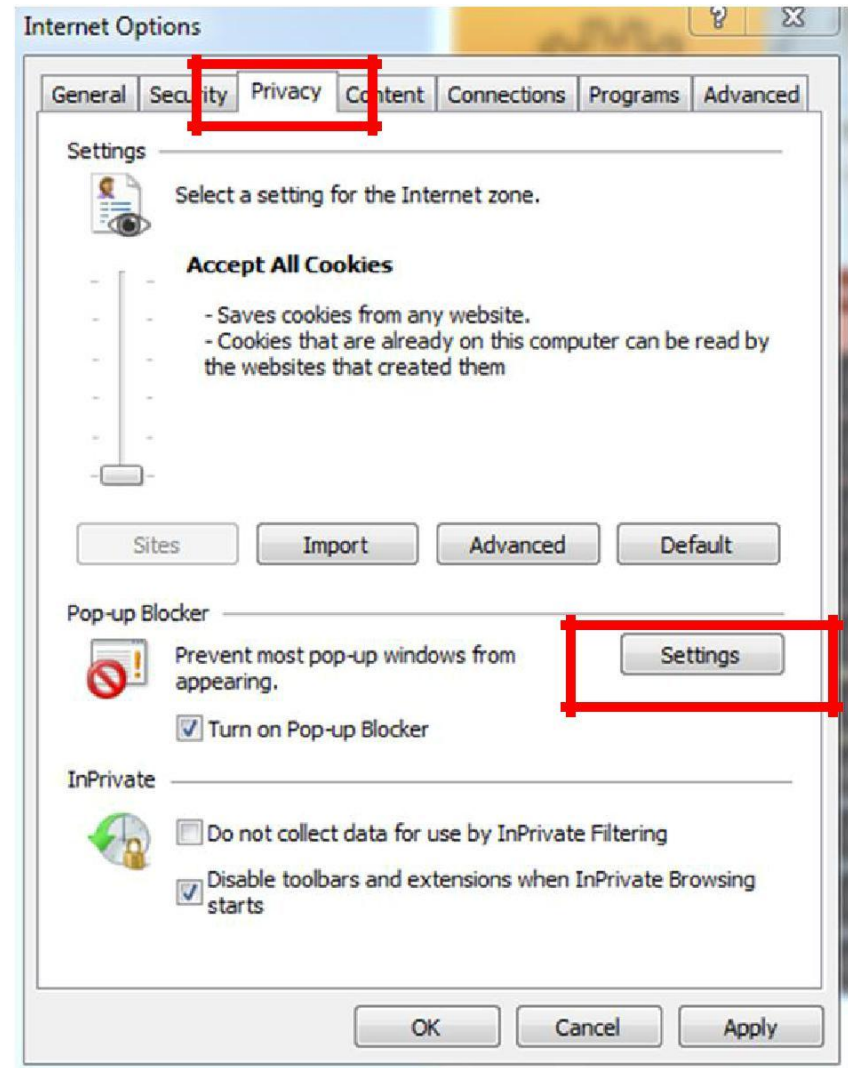
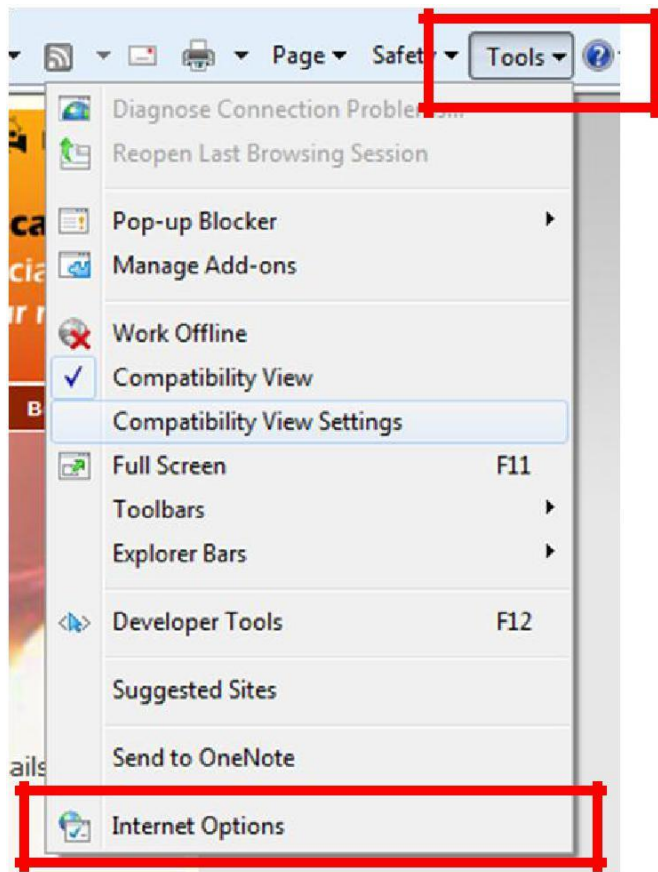


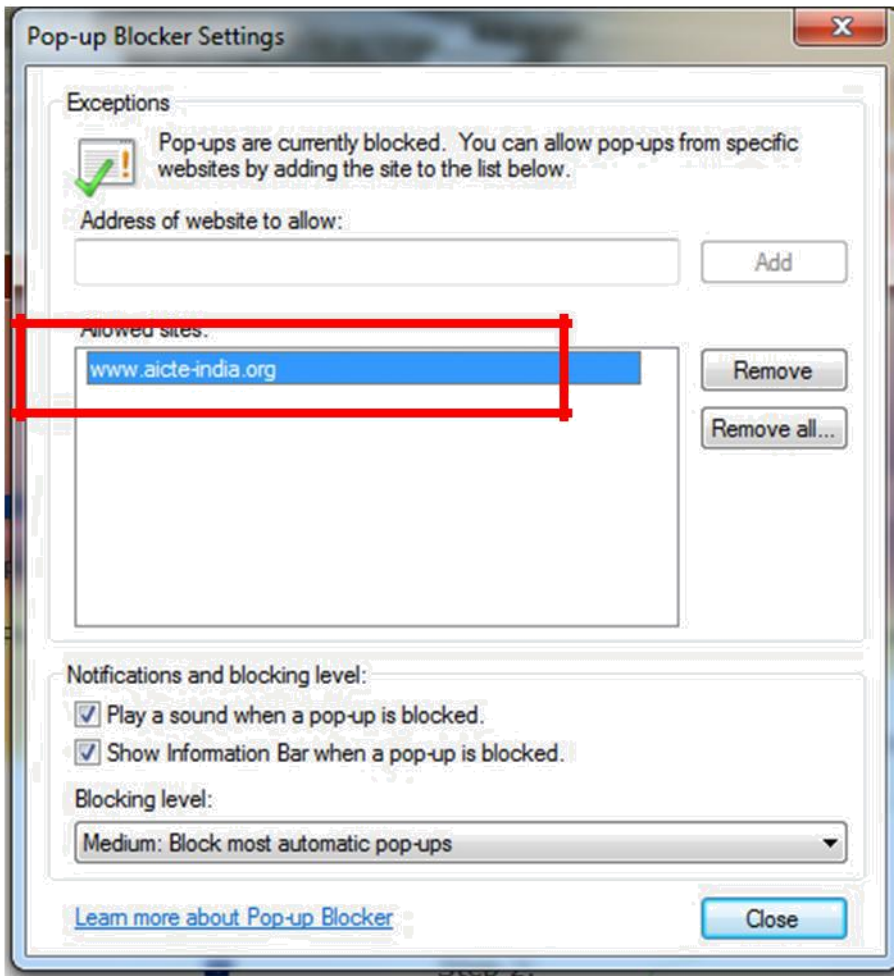
2. Add www.aicte-india.org to Trusted Sites

Click Tools>click Internet options>click Security>Click Trusted Sites>Click Sites>UNCHECK Require server verification (https:)for all sites in this zone>Type www.aicte-india.org> click ADD>type> www.tpsl-india.in > Click add

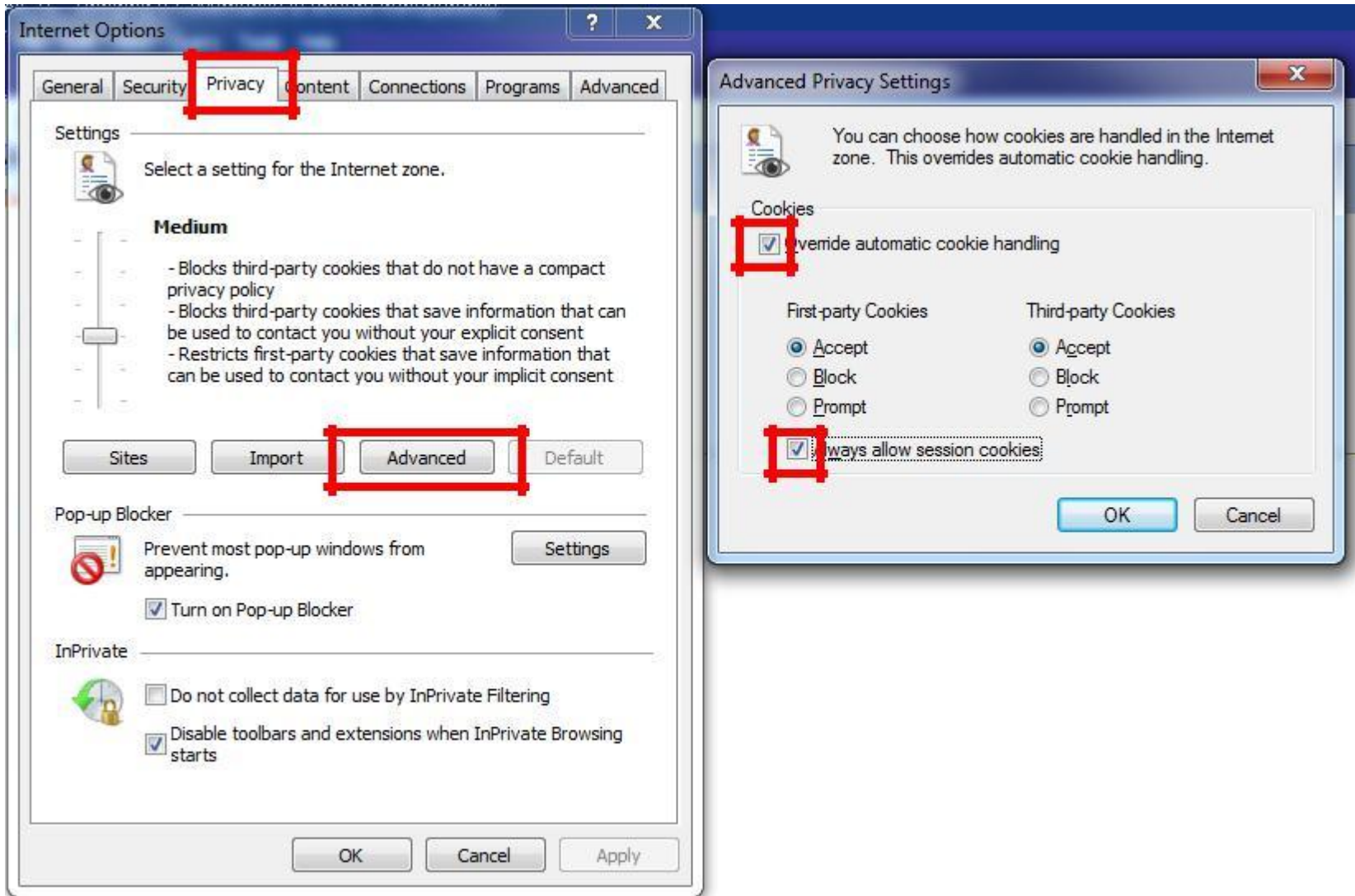


3. Add www.aicte-india.org to Pop up Blocker settings
Click Tools>click Internet options>click Privacy>Click Settings (Under pop blocker)> Type www.aicte-india.org> click ADD





4. Click Tools>click Internet options>click Privacy>Click Advanced> Check “Override automatic cookie handling”>Check “Always Allow session cookies”



- Open www.aicte-india.org in the internet explorer browser.
Click Login for AICTE web Portal

Government of India, All India Council for Technical Education - Windows Internet Explorer

http://www.aicte-india.org/index.html

Government of India, All India Council for Techni...

planning and coordinated development of Technical Education system throughout the country

About Us | Departments | Grievance | MIS/Reports | Statistics | Education | Students | Bulletin

Request for Expert User Id
Login for Expert Application
Help - Enroll as AICTE Expert
Important Links
300 Polytechnics in PPP mode
India Education Portal
हिन्दी संस्करण

Welcome to AICTE

The economic progress of a country is strongly linked with Quality Education with values for All. It is therefore, necessary for our technical education to undertake periodic review of the curriculum and subject content of the technical programmes to ensure that they are up to date not outmoded or obsolete and effectively fulfill the technological requirements of the country.

The beginning of formal Technical Education in India can be dated back to the mid 19th Century. The major policy initiatives in the pre-independence period included appointment of the Indian Universities Commission in 1902, issue of the Indian Education policy resolution in 1904 and the Governor General's policy statement

READ MORE

GPAT - 2013 | J&K Admissions | Education Network | CMAT 2012 - 2013

Request New User Id
Request for Forgot Password

Existing Users please login using the above link Login for AICTE Web Portal & New users please register using the above link Request New User Id

Announcements

Last date of submitting applications for Extension of approval/New Institute Approval 14-15, on AICTE web portal, is 15th March 2014 with late fee.

AICTE Job Portal

Toll Free Help Line 1800-180-5522

News Letter
Upcoming Events

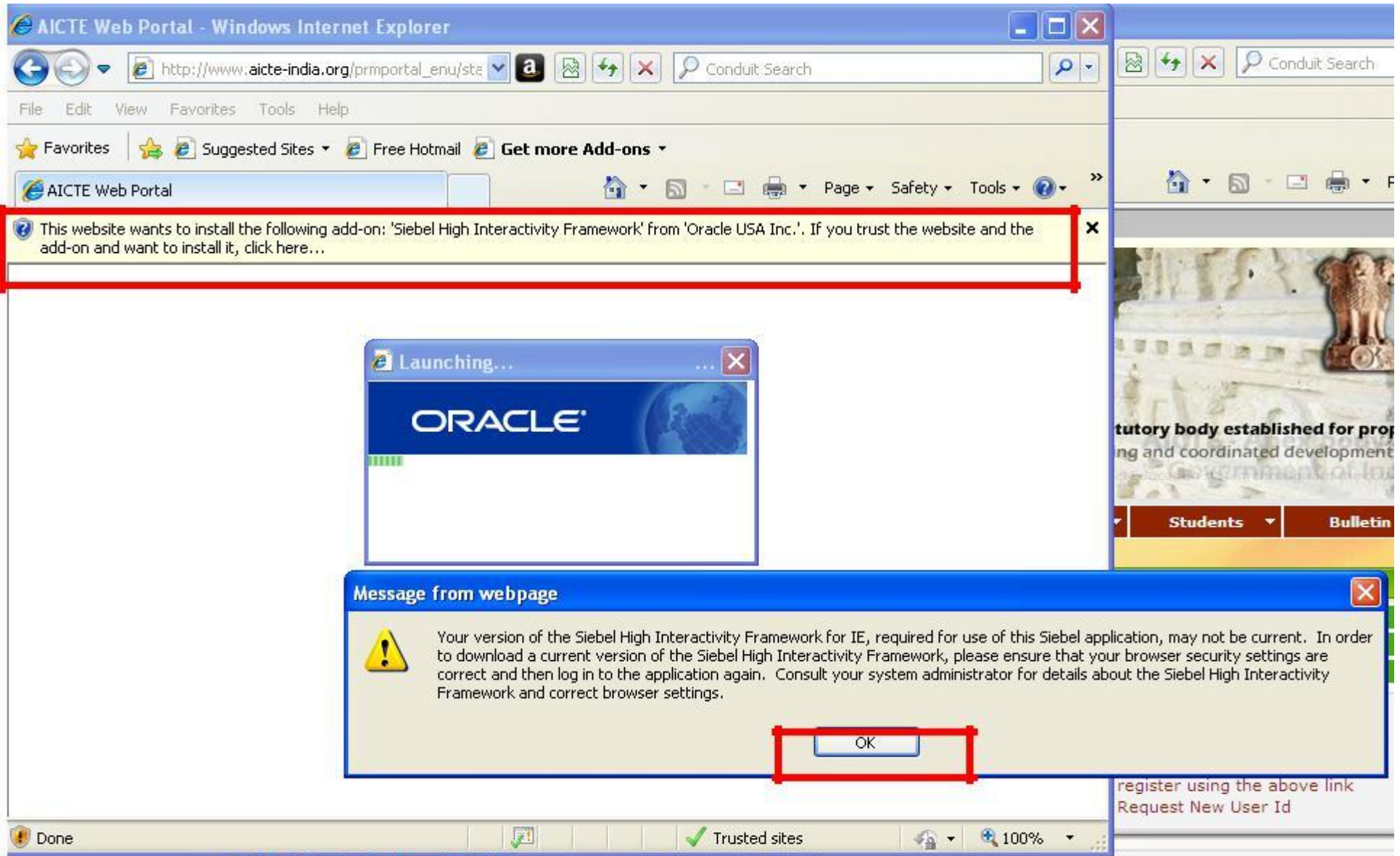
Done

Trusted sites | Protected Mode: Off

11:35 AM
12-03-2014

6. Click Ok and then install the Add-on Seibel High Interactivity Framework (as marked in red box)

Note: in some browser Seibel High Interactivity Framework pop up comes in the top as per screenshot and in some browser Seibel High Interactivity Framework pop up comes in the bottom.



Click Autofix

Siebel Browser Check

ORACLE Siebel Customer Relationship Management

Your browser is not configured correctly to run the Siebel application. Click Auto Fix to update the settings selected below. You may clear the recommended settings before running Auto Fix. You may click Run to run the Siebel application after all the required settings are fixed.

Setting	Type	Desired Value	Current Value	Fixed
<input checked="" type="checkbox"/> Access data sources across domains	Recommended	Enable	Disable	
<input checked="" type="checkbox"/> Print background colors and images	Recommended	Checked	Unchecked	

Details:

Please click on a setting to view details.

Please do not warn me again about recommended settings.

Auto Fix Exit

Click Run

Siebel Browser Check

ORACLE Siebel Customer Relationship Management

Your browser is not configured correctly to run the Siebel application. Click Auto Fix to update the settings selected below. You may clear the recommended settings before running Auto Fix. You may click Run to run the Siebel application after all the required settings are fixed.

Setting	Type	Desired Value	Current Value	Fixed
Access data sources across domains	Recommended	Enable	Enable	✓
Print background colors and images	Recommended	Checked	Checked	✓

Details:

All settings have been fixed. You can now click Run to start using the Siebel application.

Please do not warn me again about recommended settings.

Run Exit

Ready to login. Enter username password

The screenshot shows a Windows Internet Explorer browser window displaying the AICTE Web Portal. The address bar shows the URL http://www.aicte-india.org/prmpportal_enu/start.swe. The browser's Favorites bar includes links for Step3PG, GPATQUERY, Team portal, General portal, and Testing. The page header features the AICTE logo and the tagline "AICTE - Bringing e-Governance to ensure transparency". A navigation menu includes File, Edit, View, Query, Tools, and Help. Below the navigation menu, there is a "Home" button and a large gear-shaped logo with the text "All India Council for Technical Education" and "विद्यया ऽमृतमश्नुते". The main heading "AICTE Web Portal" is centered on the page. In the bottom left corner, there is a "User Login" section with the following fields:

- Login Name:*** (text input field)
- Password:*** (password input field)
- Remember my User ID and Password